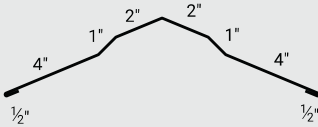


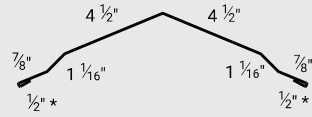
RIDGE DETAILS

VENTED RIDGE CAP



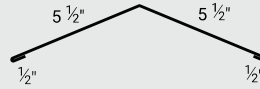
Material Girth: **15.0"**
X $\frac{12}{}$
Provide Roof Pitch - X

NON-VENTED RIDGE CAP



Material Girth: **13.875"**
X $\frac{12}{}$
Provide Roof Pitch - X

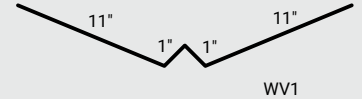
HIP RIDGE



Material Girth: **12.0"**
X $\frac{12}{}$
Provide Roof Pitch - X

VALLEY

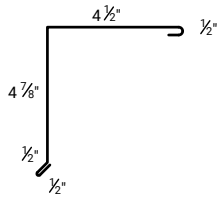
24" W-VALLEY



Material Girth: **24.0"**
WV1

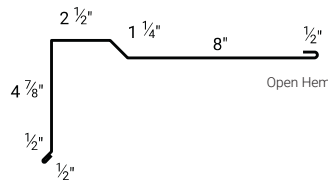
GABLE DETAILS

4" MINI GABLE



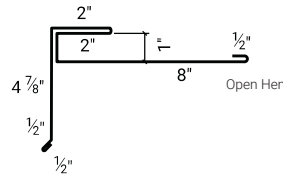
Material Girth: **10.875"**

OPEN PROW GABLE



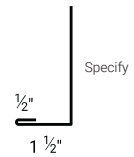
Material Girth: **18.125"**

CLOSED PROW GABLE



Material Girth: **19.375"**

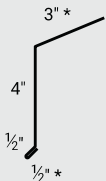
FASCIA



Material Girth: **Varies**

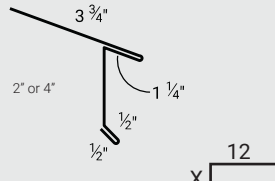
EAVE DETAILS

4" EAVE



Material Girth: **8.0"**
X $\frac{12}{}$
Provide Roof Pitch - X

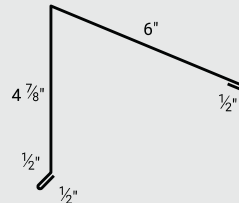
STYLE D EAVE



2" Face Material Girth: **8.0"**
4" Face Material Girth: **10.0"**
X $\frac{12}{}$
Provide Roof Pitch - X (6:12 Max)

TOP CAP

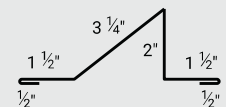
4" MINI TOP CAP



Material Girth: **12.375"**
X $\frac{12}{}$
Provide Roof Pitch - X

SPECIALTY

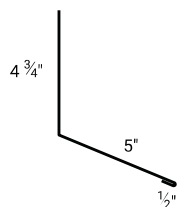
SNOW BREAK



Material Girth: **9.25"**

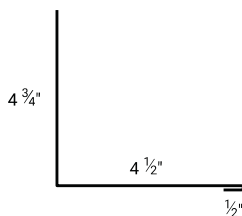
TRANSITIONS

ENDWALL



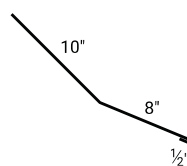
Material Girth: **10.25"**
X $\frac{12}{}$
Provide Roof Pitch - X

SIDEWALL



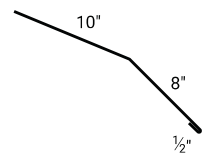
Material Girth: **9.75"**

TRANSITION HIGH LOW



Material Girth: **18.5"**
X $\frac{12}{}$
Provide Both Roof Pitches - X

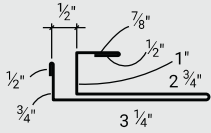
TRANSITION LOW HIGH



Material Girth: **18.5"**
X $\frac{12}{}$
Provide Both Roof Pitches - X

TRIM PIECES

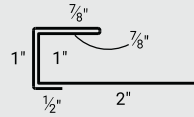
F&J TRIM



Material
Girth:
9.625"

X $\frac{12}{\text{Provide Roof Pitch - X}}$

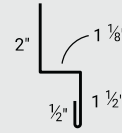
1" DOUBLE J TRIM



Material
Girth:
6.25"

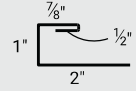
X $\frac{12}{\text{Provide Roof Pitch - X}}$

WAINSCOT



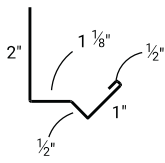
Material
Girth:
5.125"

1" J-METAL



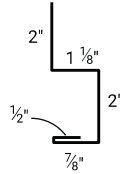
Material
Girth:
4.375"

HEAD TRIM



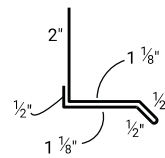
Material
Girth:
5.125"

BROOM BASE



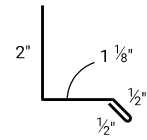
Material
Girth:
6.5"

DOUBLE BASE DRIP



Material
Girth:
5.75"

BASE DRIP



Material
Girth:
4.125"

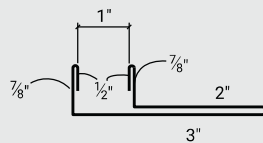
SPECIALTY

DOOR CAP



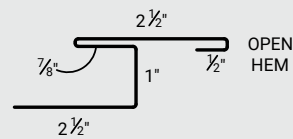
Material
Girth:
Varies

F-TRIM



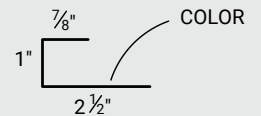
Material
Girth:
7.75"

H-METAL



Material
Girth:
7.375"

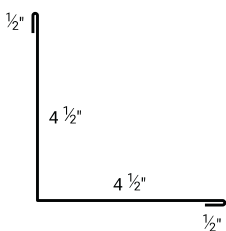
REVERSE J-METAL



Material
Girth:
4.375"

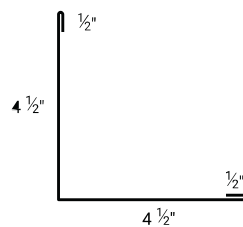
CORNERS

INSIDE CORNER



Material
Girth:
10.0"

OUTSIDE CORNER



Material
Girth:
10.0"