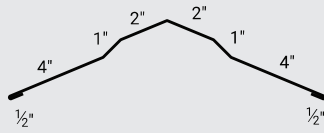



RIDGE DETAILS

VENTED RIDGE CAP



Profile Code: **NS3**
Detail Code: **01**
Detail Num: **VR**
Girth Num: **15.0"**

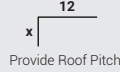


NON-VENTED RIDGE CAP

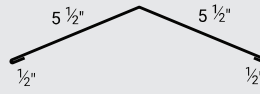


Profile Code: **NS3**
Detail Code: **01**
Detail Num: **NV**
Girth Num: **13.875"**

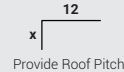
*RF Girth=13.875"



HIP RIDGE

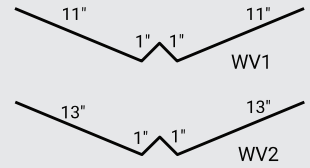


Profile Code: **NS3**
Detail Code: **01**
Detail Num: **HR**
Girth Num: **12.0"**



VALLEY

28" W-VALLEY

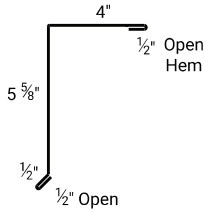


Profile Code: **NS3**
Detail Code: **08**
Detail Num: **WV1**
Girth Num: **24.0"**

Profile Code: **NS3**
Detail Code: **08**
Detail Num: **WV2**
Girth Num: **28.0"**

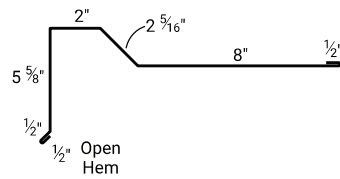
GABLE DETAILS

4" MINI GABLE



Profile Code: **NS3**
Detail Code: **02**
Detail Num: **4GD**
Girth Num: **11.125"**

OPEN PROW GABLE



Profile Code: **NS3**
Detail Code: **02**
Detail Num: **PG2**
Girth Num: **19.438"**

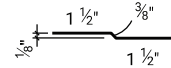
CLEATS

CONT. CLEAT



Profile Code: **NS3**
Detail Code: **01**
Detail Num: **OC**
Girth Num: **2.0"**

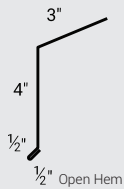
OFFSET CLEAT



Profile Code: **NS3**
Detail Code: **02**
Detail Num: **OC**
Girth Num: **3.375"**


EAVE DETAILS

4" EAVE

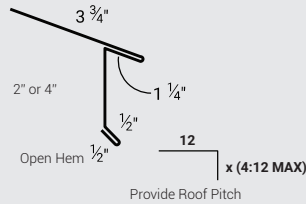


*RF Girth=7.875"

Profile Code: **NS3**
Detail Code: **03**
Detail Num: **4ED**
Girth Num: **8.0"**



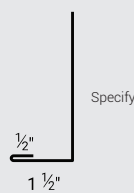
STYLE D EAVE



Profile Code: **NS3**
Detail Code: **03**
Detail Num: **D1**
Girth Num: **8.0"**

Profile Code: **NS3**
Detail Code: **03**
Detail Num: **D2**
Girth Num: **10.0"**

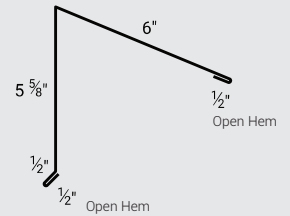
FASCIA



Profile Code: **NS3**
Detail Code: **03**
Detail Num: **f**
Girth Num: **var.**

TOP CAP

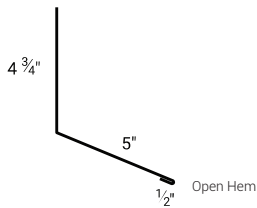
4" MINI TOP CAP



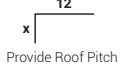
Profile Code: **NS3**
Detail Code: **04**
Detail Num: **mtc**
Girth Num: **13.125"**

TRANSITIONS

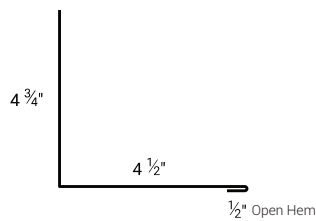
ENDWALL



Profile Code: **NS3**
Detail Code: **07**
Detail Num: **EW**
Girth Num: **10.25"**

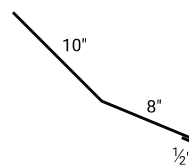


SIDEWALL



Profile Code: **NS3**
Detail Code: **07**
Detail Num: **SW**
Girth Num: **10.25"**

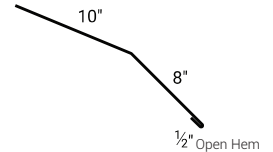
TRANSITION HIGH LOW



Profile Code: **NS3**
Detail Code: **07**
Detail Num: **HL**
Girth Num: **18.5"**

Provide Both Roof Pitches

TRANSITION LOW HIGH

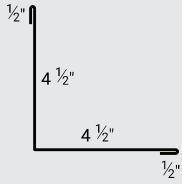


Profile Code: **NS3**
Detail Code: **07**
Detail Num: **LW**
Girth Num: **18.5"**

Provide Both Roof Pitches

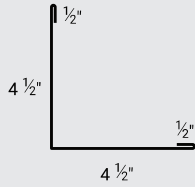
CORNERS

INSIDE CORNER



Profile Code: **NS3**
 Detail Code: **06**
 Detail Num: **IC**
 Girth Num: **10.0"**

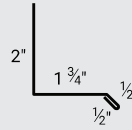
OUTSIDE CORNER



Profile Code: **NS3**
 Detail Code: **06**
 Detail Num: **OC**
 Girth Num: **10.0"**

TRIM PIECE

BASE DRIP



Profile Code: **NS3**
 Detail Code: **05**
 Detail Num: **BT1**
 Girth Num: **4.75"**

SPECIALTY

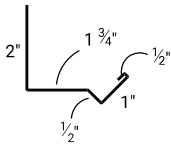
DOOR CAP



Profile Code: **NS3**
 Detail Code: **09**
 Detail Num: **DC**
 Girth Num: **VAR.**

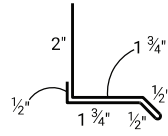
TRIM PIECES

HEAD TRIM



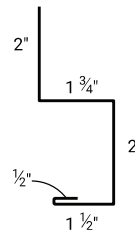
Profile Code: **NS3**
 Detail Code: **05**
 Detail Num: **HT**
 Girth Num: **5.75"**

DOUBLE BASE DRIP



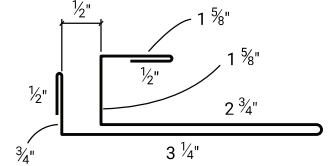
Profile Code: **NS3**
 Detail Code: **05**
 Detail Num: **BT2**
 Girth Num: **7.0"**

BROOM BASE



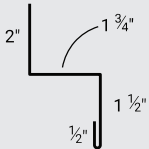
Profile Code: **NS3**
 Detail Code: **05**
 Detail Num: **BT3**
 Girth Num: **7.75"**

F&J TRIM



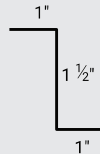
Profile Code: **NS3**
 Detail Code: **05**
 Detail Num: **FJ**
 Girth Num: **11.0"** V-SOFFIT TO 1 1/2" NAIL STRIP

WAINSCOT



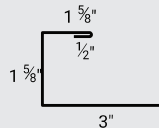
Profile Code: **NS3**
 Detail Code: **05**
 Detail Num: **ZM3**
 Girth Num: **5.75"**

Z TRIM



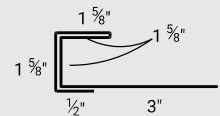
Profile Code: **NS3**
 Detail Code: **05**
 Detail Num: **ZM1**
 Girth Num: **3.5"**

1 5/8" J TRIM



Profile Code: **NS3**
 Detail Code: **05**
 Detail Num: **JM1**
 Girth Num: **6.75"**

1 5/8" DOUBLE J TRIM



Profile Code: **NS3**
 Detail Code: **05**
 Detail Num: **JM2**
 Girth Num: **10.0"**